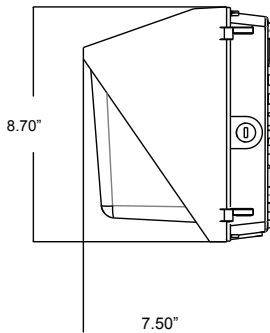
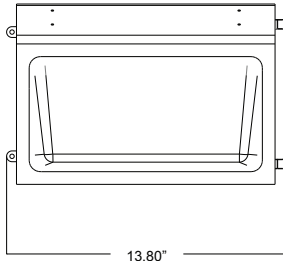


LED WALLMAX SMALL WALL PACK
WPS Series



DIMENSIONS:



PRODUCT DESCRIPTION:

MaxLite's standard WallMax™ LED Wall Packs are ideal for brightly-lit outdoor environments in parking garages and entrances, public areas, schools, hospitals, hotels and outdoor walkways nationwide. The 28-, 40- and 50-watt LED fixtures are energy-efficient replacements for 150-, 175- and 250-watt metal halide fixtures, respectively. The fixtures are rebatable, save energy, lower maintenance costs, and prevent light pollution.

FEATURES:

- Replaces up to 250 Watt Metal Halide
- Heavy-duty cast aluminum housing is polyester powder coated to be rust and corrosion proof
- High-quality shatter-resistant glass
- Sealed fixture is dirt and bug free
- Multiple knockouts for mounting convenience
- Available with Dusk to Dawn sensor
- 0-10V dimming driver standard
- 5 Year Limited Warranty

CONTROLS:

120-277VAC Photocontrol: Power the fixture when light levels reach 20 lux or below, and turn it off at 30 lux or higher. The operating temperature of the photocontrols are 30°F-120°F. Photocell mounted externally.

PIR Outdoor Daylight/Motion Sensor: The sensor provides multi-level control based on motion and/or daylight contribution. They control 0-10VDC LED drivers. All control parameters are adjustable via a wireless configuration tool capable of storing and transmitting sensor profiles.

For more information, please see supplementary datasheet for sensor MaxLite model MSWSFSP221B. Detailed installation instruction also included in the product instruction manual.



MODEL SELECTION (Full list of order codes on pg. 2)

Typical order example: WPS40BU50B

WPS		B	U	50	B	
FAMILY	NOMINAL POWER, EQUIVALENCY	GENERATION	VOLTAGE	CCT	FINISH	OPTION
WPS= Small Wall Pack	28= 28W, 150W MH replacement 40= 40W, 175W MH replacement 50= 50W, 250W MH replacement	B= Generation B	U= 120-277V 2H= 347-480V	50= 5000K	1B= Bronze, std	(OMIT)= None PC= 120-277V Integral Photocontrol MS= PIR Daylight/Motion Sensor

NOTES:

1. Black and White finishes are made to order. Contact your local MaxLite representative for more information.
2. 347-480V step-down options available.

ACCESSORIES			
ORDER CODE	MODEL NUMBER	DESCRIPTION	ACCESSORIES IMAGE
71331	MLSWPWG	Small Wall Pack Wire Guard, Black	
1409580	WPS-PLATE	Beauty Plate 18.0" x 8.70" x 0.10"	

SPECIFICATIONS:

ITEM	SPECIFICATION	DETAILS		
		WPS28B	WPS40B	WPS50B
GENERAL PERFORMANCE	Input Power (W)	28	40	50
	Lumens Delivered (lm)	2,775	3,985	4,800
	Efficacy (lm/W)	99	100	96
	CRI	>80		
	Lumen Maintenance (L70, TM-21 @ 25°C)	>100,000		
	Color Temperature	5000K		
	Dimming	0-10V with Integrated Sensor		
ELECTRICAL	Power Factor	>0.99		
	Input Voltage	120-277V standard; 347-480V Step-Down Available		
	Current (A) @120V	0.21	0.32	0.39
	Current (A) @277V	0.10	0.15	0.18
PHYSICAL	Housing	Die Cast Aluminum & Prismatic Lens		
	Material Usage	RoHS compliant		
	Environment	Outdoor, Wet location		
	Dimensions	13.77"W x 8.66"D x 7.48"H		
CERTIFICATION	Certification	DLC 4.2 Standard, cULus, LM-79, Supports T24 Compliance		
	Warranty	5 Year Standard, 10 Year Available		
	Operating Temperature	~4°F ~ 104°F (-20°C ~ 40°C)		

ORDERING:

ORDER CODE	MODEL NUMBER	OPTIONS	FINISH	VOLTAGE	WATTAGE	CCT	
1408378	WPS28BU50B	None	Bronze	120-277V	28	5000K	
1408394	WPS40BH50B	None		347-480V			
1408382	WPS40BU50B	None		120-277V			
1408904	WPS40BU50BMS	Daylight/Motion Sensor		120-277V	40		
1408385	WPS40BU50BPC	120-277V Photocontrol		120-277V			
1408335	WPS50BH50B	None		347-480V			50
1408320	WPS50BU50B	None		120-277V			
1408905	WPS50BU50BMS	Daylight/Motion Sensor		120-277V			
1408906	WPS50BU50BPC	120-277V Photocontrol		120-277V			