

**FLUSH MOUNT RETROFIT KIT/
LIGHT ENGINE**
FRK Gen 3 SERIES

PRODUCT DESCRIPTION:

The MaxLite LED Flush Mount Retrofit Kit/Light Engine can be used to retrofit existing luminaires, or as a high quality light source in new luminaire designs. As a retrofit product, the kit provides residential and commercial property managers a unique opportunity to upgrade to the latest LED technology while avoiding the inconvenience and costs with replacing unique existing ceiling fixtures. The ENERGY STAR certified kit is also an ideal solution for the OEM market, delivering superior 90-plus CRI across a full range of wattages/diameters. The MaxLite design may be used with any diffuser type, permitting much wider application than competing designs.

FEATURES:

- Robust heat sinking design is integrated in every version
- Multiple wattages available
- DOB design does not need a driver = longer life
- Can fit either Center Nipple or twist & Lock mounted diffusers
- Easy for electricians to install
- Can be used on Glass or Polymer diffused fixtures
- Supports Compliance of JA8-2016-E

CONSTRUCTION:

- Electrical Isolation Barrier
- Integral heat sink (steel material)
- Metal core PCB

CONTROL:

- 120Vac, 60Hz operation
- See Dimmer list on page 1

UL CLASSIFIED: CONDITIONS OF USE:

- Model FRK10X3zyy/V3 – Ceiling flush mount luminaires with - minimum dimensions: 4.3" Dia. X 2.5" depth
- Model FRK17X4zyy/V3 – Ceiling flush mount luminaires with - minimum dimensions: 8.3" Dia. X 2.5" depth
- Model FRK23X5.5zyy/V3 – Ceiling flush mount luminaires with minimum dimensions: 8.3" Dia. X 2.5" depth
- Model FRK28X7zyy/V3 – Ceiling flush mount luminaires with - minimum dimensions: 9.2" Dia. X 3.5" depth

WARRANTY:

5-year standard warranty* (further details available at www.maxlite.com/warranties)

*Product may be eligible for a warranty extension to 10 years, for an additional fee. Contact MaxLite for details.



3"



4"



5"



7"



DIMENSIONS: Please see Page 3 for dimensions

COMPATIBLE DIMMERS:

MAKE	DIMMER MODEL
LEVITON	IPI06
LUTRON	DV-603P

MODEL SELECTION (Full list of order codes on pg. 2)

Typical order example: FRK17X4-927/V3

FRK			9		/V3
FAMILY	WATTAGE (NOMINAL)	DIAMETER	CRI	CCT	VERSION
FRK= Flush Mount Retrofit Kit / Light Engine	10X= 10W	3= 3"	9= 90	27= 2700K 30= 3000K 40= 4000K	/V3= Version 3
	17X= 17W	4= 4"			
	23X= 23W	5.5= 5.5"			
	28X= 28W	7= 7"			

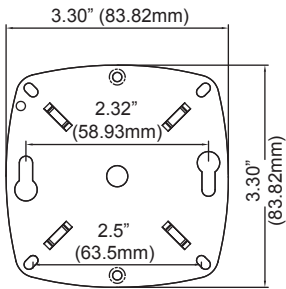
1. Other CCT's available. Please contact your MaxLite representative

SPECIFICATIONS:

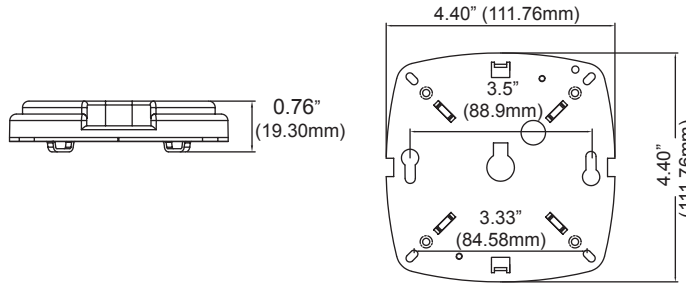
		FRK10X3-930/V3	FRK17X4-930/V3	FRK23X5.5-930/V3	FRK28X7-930/V3
ITEM	SPECIFICATION	DETAILS			
GENERAL PERFORMANCE	Power Consumption (W)	10.4W	16.3W	23.2W	28.2W
	Lumens Delivered (lm)	800lm	1,200lm	1,750lm	2,240lm
	Efficacy (lm/W)	77.0	73.7	75.4	79.6
	CRI	93	93	93	93
	THD	11.36%	14.39%	11.80%	13.18%
	Incandescent Equivalent	60W Inc.	75W Inc.	100W Inc.	125W Inc.
	Color Temperature (K)	2700K, 3000K, 4000K			
	L70 Lifetime (hours)	40,000			
	TC	239.4 ° F (115.2°C)	217.6 ° F (103.1°C)	218.9 ° F (103.8°C)	194.9 ° F (90.5°C)
	Color Consistency	SDCM < 4			
ELECTRICAL	Power Factor	>0.9			
	Input Voltage	120V			
	Compatible Dimmers	See Compatible dimmer list			
PHYSICAL	Weight	1 lb			
	Mounting	Flush Mount Retrofit			
	Operating Temperature	0F to 104F			
	Humidity	20-85% RH, non-condensing			
CERTIFICATION	Certification	cULs Classified, FCC, Energy Star			
	Material Usage	RoHS Compliant			
	Environment	Indoor			
	Warranty	5-year standard warranty*			

ORDERING:

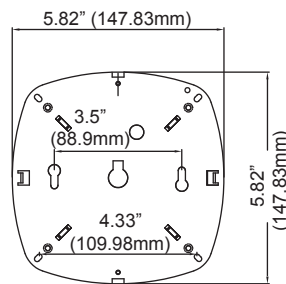
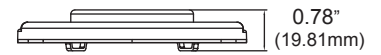
ORDER CODE	MODEL NUMBER	DESCRIPTION	CCT
102613	FRK10X3-927/V3	FLUSH MOUNT RETROFIT KIT/LIGHT ENGINE 10W 3" DIA 90CRI 2700K VERSION 3	2700K
14099916	FRK17X4-927/V3	FLUSH MOUNT RETROFIT KIT/LIGHT ENGINE 17W 4" DIA 90CRI 2700K VERSION 3	
14099919	FRK23X5.5-927/V3	FLUSH MOUNT RETROFIT KIT/LIGHT ENGINE 23W 5.5" DIA 90CRI 2700K VERSION 3	
14099922	FRK28X7-927/V3	FLUSH MOUNT RETROFIT KIT/LIGHT ENGINE 28W 7" DIA 90CRI 2700K VERSION 3	
102614	FRK10X3-930/V3	FLUSH MOUNT RETROFIT KIT/LIGHT ENGINE 10W 3" DIA 90CRI 3000K VERSION 3	3000K
14099917	FRK17X4-930/V3	FLUSH MOUNT RETROFIT KIT/LIGHT ENGINE 17W 4" DIA 90CRI 3000K VERSION 3	
14099920	FRK23X5.5-930/V3	FLUSH MOUNT RETROFIT KIT/LIGHT ENGINE 23W 5.5" DIA 90CRI 3000K VERSION 3	
14099923	FRK28X7-930/V3	FLUSH MOUNT RETROFIT KIT/LIGHT ENGINE 28W 7" DIA 90CRI 3000K VERSION 3	
14099918	FRK17X4-940/V3	FLUSH MOUNT RETROFIT KIT/LIGHT ENGINE 17W 4" DIA 90CRI 4000K VERSION 3	4000K
14099921	FRK23X5.5-940/V3	FLUSH MOUNT RETROFIT KIT/LIGHT ENGINE 23W 5.5" DIA 90CRI 4000K VERSION 3	
14099924	FRK28X7-940/V3	FLUSH MOUNT RETROFIT KIT/LIGHT ENGINE 28W 7" DIA 90CRI 4000K VERSION 3	



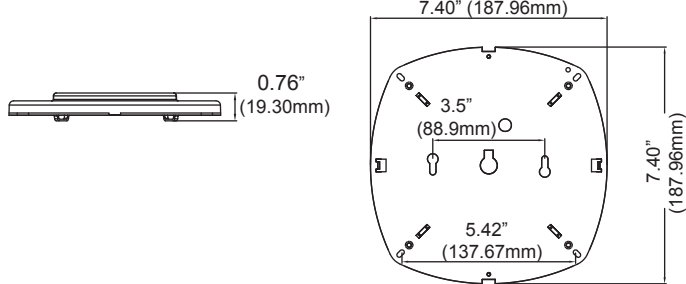
3"Round Light Engine



4"Round Light Engine



5.5"Round Light Engine



7"Round Light Engine

