

**LED FLAT PANEL DIRECTLIT  
ECONOMICAL SERIES**  
MLFPXXDE SERIES



**PRODUCT DESCRIPTION:**

Typically used to replace 2'x2' and 2'x4' fluorescent fixtures, the Direct Lit LED Flat Panel Economical Series is designed to lay in drop ceilings in offices, schools, and healthcare applications. The flat panels are fully dimmable and are compatible with building controls, motion sensors, timers, and daylight harvesting systems.

The design of the panels produces an even, consistent shadowless light. The LEDs enable long life, high lumen maintenance, and high CRI, and are low maintenance and constructed without hazardous materials.

They are newer, more economical, and more efficient than our Direct Lit LED Flat Panel Saver Series.

**FEATURES:**

- Lumens delivered: 2770 @ 3500K  
2900 @ 4100K  
3010 @ 5000K
- 35 & 45 Watts nominal
- Also available in 2'x2' and 1'x4'
- Features 1-10v Simple Dimming\*
- CRI: >80
- Fits standard T-bar and narrow grid drop ceilings
- ≥ 9 lbs.
- LM-79 test data is available online
- Standard white finish
- Translucent white polystyrene face frame
- Includes integrated seismic clips
- Suitable for wet locations
- 50,000 hour life at L70 standards
- Five year limited warranty

**CONSTRUCTION:**

- Face frame is satin polycarbonate
- Housing is steel
- Lens is translucent white polystyrene
- Profile, including the control box is 4.0 inches
- Unique mounting gives flush-fit in drop ceiling
- Modular construction for easy replacement of drivers or light boards
- Fixtures are Type IC rated for contact with insulation after installation

**MODEL SELECTION** (Full list of order codes on pg. 3) Typical order example: MLFP14DE3550

MLFP		35		
FAMILY	SIZE	WATTAGE (NOMINAL)	CCT	OPTIONS
MLFP= Flat Panel DirectLit - Economical Series	14DE= 1x4' 22DE= 2x2'	35= 35W	35= 3500K 41= 4100K 50= 5000K	(OMIT)= None 'EM= Emergency Battery Backup

**MODEL SELECTION** (Full list of order codes on pg. 3) Typical order example: MLFP24DE4550

MLFP	24DE	45		
FAMILY	SIZE	WATTAGE (NOMINAL)	CCT	OPTIONS
MLFP= Flat Panel DirectLit - Economical Series	24DE= 2x4'	45= 45W	35= 3500K 41= 4100K 50= 5000K	(OMIT)= None 'EM= Emergency Battery

**COMPATIBLE DIMMERS:**

MAKE	DIMMER MODEL
Leviton	IP710-LFZ

**NOTES:**

1. In the event of a power failure, the battery backup units switch to emergency mode and operates the fixture for a minimum of 90 minutes

Multiple panels can be controlled from a single source. The panels can be linked to building automation systems. Contact your MaxLite representative for additional information.

**SPECIFICATIONS:**

		MLFP14DE3535	MLFP14DE3541	MLFP14DE3550	MLF22PDE3535	MLFP22DE3541	MLFP22DE3550
ITEM	SPECIFICATION	DETAILS					
<b>GENERAL PERFORMANCE</b>	Power Consumption (W)	33.1	32.9	32.0	33.4	32.8	32.0
	Lumens Delivered (lm)	2,768	2,933	3,010	2,869	2,999	3,017
	Efficacy (lm/W)	84	89	94	86	91	94
	CRI	81	81	81	81	81	81
	Color Temperature (K)	3500	4100	5000	3500	4100	5000
	L70 Lifetime (hours)	50,000					
	Color Consistency	Proprietary binning for uniform color					
<b>ELECTRICAL</b>	Power Factor	.90					
	Input Voltage	120-277V standard					
	Compatible Dimmers	Leviton IP710					
<b>PHYSICAL</b>	Weight	9 lbs			10.6 lbs		
	Mounting	Mounts into existing recessed frame					
	Operating Temperature	-25°C to 45°C (approx. -13°F to 113°F)					
	Humidity	20% - 85% RH, non-condensing					
<b>CERTIFICATION</b>	Certification	ETL, FCC, Lighting Facts					
	Material Usage	RoHS compliant; no mercury					
	Environment	Indoor					
	Warranty	5 years					

**SPECIFICATIONS:**

		MLFP24DE4535	MLFP24DE4541	MLFP24DE4550
ITEM	SPECIFICATION	DETAILS		
<b>GENERAL PERFORMANCE</b>	Power Consumption (W)	46.5	45.0	44.7
	Lumens Delivered (lm)	4,479	4,501	4,680
	Efficacy (lm/W)	96	100	105
	CRI	81	81	81
	Color Temperature (K)	3500	4100	5000
	L70 Lifetime (hours)	50,000		
	Color Consistency	Proprietary binning for uniform color		
<b>ELECTRICAL</b>	Power Factor	.90		
	Input Voltage	120-277V standard		
	Compatible Dimmers	Leviton IP710		
<b>PHYSICAL</b>	Weight	15 lbs		
	Mounting	Mounts into existing recessed frame		
	Operating Temperature	-25°C to 45°C (approx. -13°F to 113°F)		
	Humidity	20% - 85% RH, non-condensing		
<b>CERTIFICATION</b>	Certification	DLC, ETL, FCC, Lighting Facts		
	Material Usage	RoHS compliant; no mercury		
	Environment	Indoor		
	Warranty	5 years		

**ORDERING\*:**

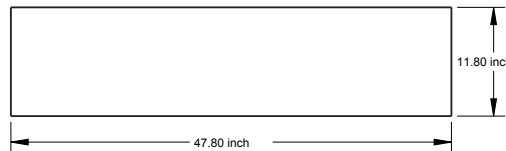
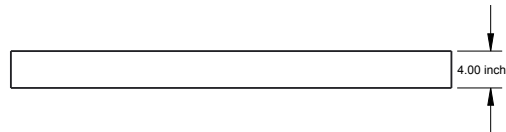
ORDER CODE	MODEL	DESCRIPTION	CCT	VOLTAGE
76497	MLFP14DE3535	LED FLAT PANEL 35W 1FT X 4FT - DIRECT LIT - ECONOMICAL SERIES	3500K	120-277V
76494	MLFP14DE3541	LED FLAT PANEL 35W 1FT X 4FT - DIRECT LIT - ECONOMICAL SERIES	4100K	
76498	MLFP14DE3550	LED FLAT PANEL 35W 1FT X 4FT - DIRECT LIT - ECONOMICAL SERIES	5000K	
76493	MLFP22DE3535	LED FLAT PANEL 35W 2FT X 2FT - DIRECT LIT - ECONOMICAL SERIES	3500K	
76495	MLFP22DE3541	LED FLAT PANEL 35W 2FT X 2FT - DIRECT LIT - ECONOMICAL SERIES	4100K	
76496	MLFP22DE3550	LED FLAT PANEL 35W 2FT X 2FT - DIRECT LIT - ECONOMICAL SERIES	5000K	
76499	MLFP24DE4535	LED FLAT PANEL 45W 2FT X 4FT - DIRECT LIT - ECONOMICAL SERIES	3500K	
76500	MLFP24DE4541	LED FLAT PANEL 45W 2FT X 4FT - DIRECT LIT - ECONOMICAL SERIES	4100K	
76501	MLFP24DE4550	LED FLAT PANEL 45W 2FT X 4FT - DIRECT LIT - ECONOMICAL SERIES	5000K	

\*Please contact your MaxLite representative to order products that don't have order codes listed here.

ACCESSORIES		
ORDER CODE	MODEL NUMBER	DESCRIPTION
70818	MLFPPK1X4	Flange mounting kit 1x4
70816	MLFPPK2X2	Flange mounting kit 2x2
70817	MLFPPK2X4	Flange mounting kit 2x4
71119	MLCHKSQ	Cable hung kit
71372	MLSMKFP14D	Surface mount kit 1x4 direct lit
71373	MLSMKFP22D	Surface mount kit 2x2 direct lit
71663	MLSMKFP24D	Surface mount kit 2x4 direct lit


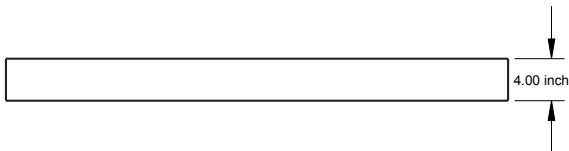
**DIMENSION (1x4'):**

Reveal Dimensions: 11.8" x 47.8"



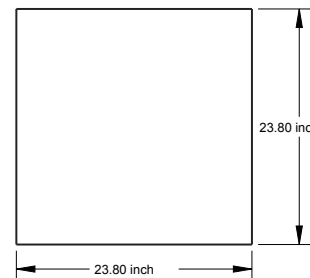

**DIMENSION (2'x4'):**

Reveal Dimensions: 23.8" x 47.8"

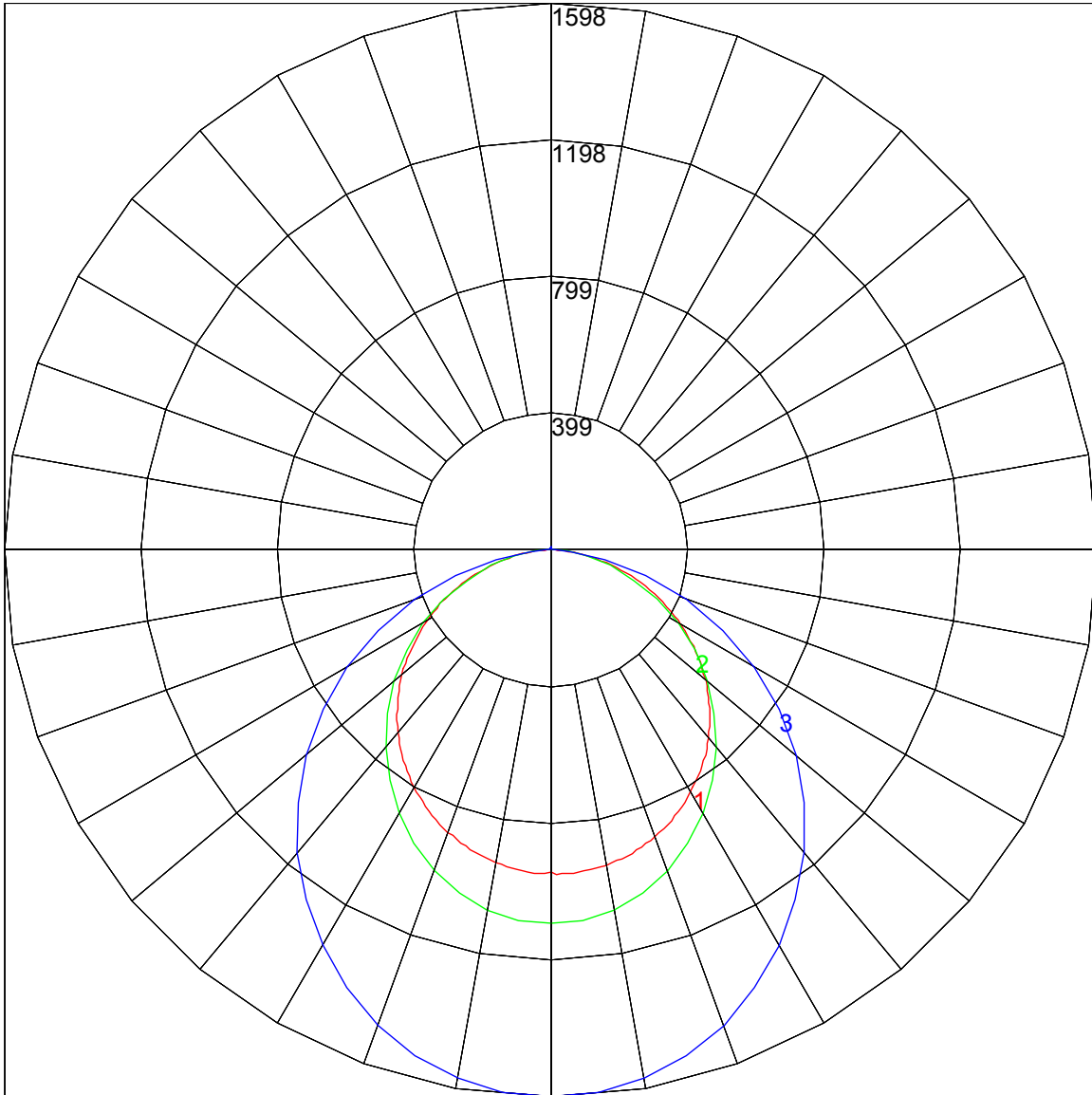


**DIMENSION (2'x2'):**

Reveal Dimensions: 23.8" x 23.8"



**PHOTOMETRICS - POLAR GRAPH**



# 1 MLFP14DE3541.ies - Vertical Plane Through Horizontal Angles (90 - 270) Max. Candela

# 2 MLFP22DE3541.ies - Vertical Plane Through Horizontal Angles (0 - 180) Max. Candela

# 3 MLFP24DE4541.ies - Vertical Plane Through Horizontal Angles (0 - 180) Max. Candela